




IMPACT-E | D | T | P ROADMAP

		2028		2030				2031				2033				2034				2035				2036	
		Q3	Q4	Q1	Q2	Q3	Q4	Q1	Q2	Q3	Q4	Q1	Q2	Q3	Q4	Q1	Q2	Q3	Q4	Q1	Q2	Q3	Q4	Q1	Q2
EMBEDDED SYSTEMS - IMPACT-E																									
	Impact-E 150AL	Intel Atom® x7-E3950 2.00GHz processor																							
	Impact-E 280	Intel® Core™ i5-8500T 3.50GHz processor																							
	Impact-E 280A	Intel® Core™ i5-8500T 3.50GHz processor																							
	Impact-E 281A	Intel® Core™ i5-9500TE 3.60GHz processor																							
	Impact-E 380	Intel® Core™ i5-8500T 3.50GHz processor																							
	Impact-E 480	Intel® Core™ i5-8500T 3.50GHz processor																							
EMBEDDED DIN RAIL SYSTEMS - IMPACT-D																									
	Impact-D 100	Intel Atom® E3845 1.91GHz processor																							
	Impact-D 100A	Intel Atom® E3845 1.91GHz processor																							
	Impact-D 100AL-A	Intel Atom® E3950 2.00GHz processor																							
	Impact-D 160A	Intel® Core™ i5-6300U 3.00GHz processor																							
	Impact-D 101EL-A	Intel Atom® X-6425E 3.00GHz processor																							
	Impact-D 1100A	Intel® Core™ i5-1145G7E 4.10GHz processor																							
EMBEDDED TOWER SYSTEMS - IMPACT-T																									
	Impact-T 480	Intel® Core™ i5-8500T 3.50GHz processor																							
ULTRA EMBEDDED SYSTEMS - IMPACT-P																									
Impact-P 100A		: FW 3fa_ n j " Z" % & " # Z " 9 : 1 bdaUWaad																							
Impact-P 100D		: FW 3fa_ n j " Z" % % " # Z " 9 : 1 bdaUWaad																							

Note: Product images may differ from the actual product.